


# GREENGOLD TIMBERLAND


## Near-Term Cash Flow and Long-Term Asset Growth California • Oregon • Washington




1,942± acre South Rancheria Creek North Coast Redwood Tree Farm with 27± million board feet and 3.1± miles of Rancheria Creek frontage, near Anderson Valley in Mendocino County, California. Available in bulk, or in two parcels. **\$1,325,000 and \$3,575,000**



1,409± acre Squaw Valley Road Tree Farm at base of Mt. Shasta with 12.5± million board feet, residential zoning, Squaw Valley Creek and Soda Springs, by golf course in McCloud, California. **\$3,800,000**



Timber tracts from 47± to 192± acres in northwest Oregon with well-stocked Douglas-fir reproduction near Eugene, Sweet Home, Salem and Portland. Some with cabin, creeks and potential home site. **\$93,500 to \$475,000**



Timber tracts from 78± to 639± acres in southwest Washington with primarily 25- to 35-year old pre-merch Douglas-fir in proximity to I-5, and to both domestic, and export, log markets. **\$610,000 to \$1,870,000.**

*"Trees are great tenants – they always pay rent through growth, do not complain and do not relocate!"*